




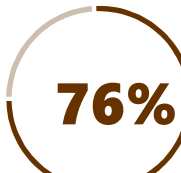
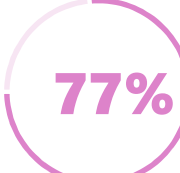


		HWIMA MINE				
REGION: GEITA DISTRICT: BUKOMBE		SCHOOL AVERAGE 256.0		BAND 2		
				CATEGORY BELOW 40		
SUBJECT PERFORMANCE ANALYSIS						
SUBJECT NAME		AVG	%	RNK	<div style="display: flex; flex-wrap: wrap; justify-content: space-around;"> <div style="text-align: center;"> KISWAHILI  </div> <div style="text-align: center;"> ENGLISH  </div> <div style="text-align: center;"> SCIENCE  </div> <div style="text-align: center;">  MATHEMATICS </div> <div style="text-align: center;">  SOCIAL STUDIES </div> <div style="text-align: center;">  CIVIC & MORAL </div> </div>	
KISWAHILI	47.3	95%	1			
ENGLISH	46.4	93%	2			
MATHEMATICS	43.5	87%	3			
SCIENCE	42.6	85%	4			
CIVIC & MORAL	38.3	77%	5			
SOCIAL STUDIES	38.0	76%	6			
BOYS/GIRLS PASS RATE		STD	AVG	%		
BOYS	12	0.60	60%			
GIRLS	8	0.40	40%			
GRADE ANALYSIS SUMMARY						
SUBJECT NAME/GRADE	A	B	C	D	E	
MATHEMATICS	15	4	1	0	0	
KISWAHILI	20	0	0	0	0	
ENGLISH	20	0	0	0	0	
SCIENCE	14	5	1	0	0	
SOCIAL STUDIES	5	13	2	0	0	
CIVIC AND MORAL	6	13	0	0	0	
OVERALL GRADE ANALYSIS		NO.	SEATED	%		
A	16	20	80%			
B	4		20%			
C	0		0%			
D	0	0	0%			
E	0		0%			
BOY'S VS GIRLS' PASSRATE (%)						
BOYS  60%		GIRLS  40%				
OVERALL PERFORMANCE ANALYSIS						
REGISTERED	20	100%				
SEATED	20	100%				
ABSENTEES	0	0%				
PASSED	20	100%				
FAILED	0	0%				
SCHOOL POSITION	24					
TOTAL SCHOOLS	111					

INDEX	NAME	SEX	MATHEMATICS		KISWAHILI		ENGLISH		SCIENCE		SOCIAL STUDIES		CIVIC & MORAL		TOTAL	AVERAGE	OVR GRADE	SCH POSITION	OVERALL POSITION
1	JUMA MSTAPHA MTUNDA	M	48	A	44	A	47	A	50	A	46	A	44	A	279	47	A	1	606.5
2	ELIA ELISHA SHAMBA	M	44	A	50	A	50	A	44	A	44	A	38	B	270	45	A	4	1074.5
3	FRAVIAN PHINIAS MBAKIZA	M	50	A	50	A	44	A	42	A	38	B	46	A	270	45	A	4	1074.5
4	HITLER MAXMILLIAN KIBOGO	M	46	A	44	A	48	A	46	A	42	A	44	A	270	45	A	4	1074.5
5	MOHAMED ABDUL MOHAMED	M	48	A	48	A	48	A	46	A	40	B	40	B	270	45	A	4	1074.5
6	PAUL RAPHAEL KIFEBE	M	48	A	50	A	48	A	46	A	38	B	36	B	266	44	A	7	1307.5
7	NOREEN CHRISTIAN MWIZALUBI	F	40	B	50	A	46	A	48	A	36	B	46	A	266	44	A	7	1307.5
8	MUNIRI ALLY MAVURA	M	46	A	50	A	49	A	42	A	36	B	42	A	265	44	A	8	1379.5
9	MARY DENIS TALLAS	F	50	A	50	A	45	A	44	A	30	C	44	A	263	44	A	9	1512
10	ROSEMARY RANGE NYAMHANGA	F	42	A	50	A	43	A	46	A	36	B	42	A	259	43	A	10	1776.5
11	MARY JOSEPHU KAMATA	F	50	A	46	A	46	A	46	A	30	C	40	B	258	43	A	11	1850.5
12	COSMAS MAYANZI SENGA	M	42	A	50	A	48	A	38	B	40	B	36	B	254	42	A	12	2135.5
13	LIGHTNESS JOSHUA KISINZA	F	42	A	44	A	47	A	46	A	42	A	32	B	253	42	A	13	2202.5
14	DECLARE ZEPHANIA MUNISI	M	40	B	50	A	46	A	40	B	44	A	32	B	252	42	A	14	2267.5
15	GRACE AGUSTINO BWAMBALA	F	46	A	42	A	47	A	44	A	36	B	36	B	251	42	A	15	2338
16	KHADIJA ABDUL MOHAMED	F	40	B	44	A	46	A	44	A	40	B	32	B	246	41	A	16	2656
17	JASMIN GERALD	F	42	A	44	A	45	A	36	B	37	B	34	B	238	40	B	17	3185
18	BRIGHTON MKOMBOZ DAVID	M	30	C	48	A	46	A	40	B	36	B	34	B	234	39	B	18	3433.5
19	BONIPHACE EMMANUEL MALALE	M	42	A	48	A	41	A	34	B	32	B	34	B	231	39	B	19	3644.5
20	BAGOLE DAVID BAGOLE	M	34	B	44	A	48	A	30	C	36	B	33	B	225	38	B	20	4039.5